



Phuket Travel Safety Guide

Your Guide to Staying Safe in Phuket

Welcome to Phuket!

Phuket is the largest island in Thailand,
also known as the Pearl of the Andaman Sea.
Millions of visitors are attracted to Phuket every year
by the beauty of its nature, vibrant nightlife,
hospitable people and unique Thai culture.
Phuket is a relatively safe place to visit, however
a bit of safety awareness is always recommended to
ensure enjoyable journey and memorable holidays.

Phuket Travel Safety Guide

1

Road Safety

3

Staying Safe at the Beach

7

Things to be Aware of for Nightlife

8

Avoiding Common Scams

9

Thai Laws that Tourists should Know

11

Do's & Don'ts in Thailand

13

Illness Prevention

15

Important Contacts



ROAD SAFETY

Driving in Phuket can be quite challenging, due to its narrow roads and traffic congestion. Inexperienced drivers are advised not to drive in Phuket. Driving in Thailand is on the left side.

DRIVING LICENSE PASSPORT


If you intend to drive, it is recommended to have an international driving permit, especially if your license is not in English. However, in case there is a treaty between the Thai government and your country's government regarding mutual acceptance of driver's license, a driving license from your home country might be sufficient.

Do not give your passport as a security deposit when renting a motorbike, car or any other vehicle. Use your documents' copies or ask for a cash deposit instead. If a cash deposit is not accepted, simply find another rental company. There are plenty of rental places in Phuket.

CHECK & POINT OUT

Before renting a motorbike, car or any other vehicle, check and point out any scratches or dents to the rental operator and take photos of damages, to have proof that those damages were not caused by you.

Phuket Old Town



It is your responsibility to have a driving license although the shop might let you rent a bike without asking for your license. If you're stopped by police and can't show them the license, you will be fined.

Road Safety



01

**IF RIDING A MOTORBIKE,
ALWAYS WEAR A HELMET
– PREFERABLY A FULL-
FACE ONE**

02

**ALWAYS FASTEN
A SEAT BELT IN A CAR.**

03

**CHECK YOUR MIRRORS
AND DO A SHOULDER
CHECK BEFORE
CHANGING LANES.**

04

SIGNAL BEFORE TURNING.

05

**DRIVE CAREFULLY AND
DO NOT SPEED.**

06

**DO NOT DRIVE IF YOU
HAVE DRUNK ALCOHOL.**

07

**AVOID DRIVING AT NIGHT
OR IN RAINY SEASON.**

Staying Safe at the Beach

FLAGS & SIGNS



Patrolled area - the safest swimming area



Warning - potentially dangerous condition



Beach closed - do not enter water



Patrolled beach



Strong current
- Rip current



No swimming

BEACH SAFETY



IN CASE YOU SUNBATHE FOR A PROLONGED PERIOD OF TIME, YOU MAY EXPERIENCE SYMPTOMS OF HEAT EXHAUSTION, HEAT STROKE, AND SUNBURN. IF YOU EXPERIENCE FATIGUE, HEADACHE, NAUSEA, FEVER, SKIN REDNESS OR BLISTERING, GET OUT OF THE SUN, DRINK PLENTY OF WATER, AND TAKE A SHOWER. IF YOU DO NOT FEEL BETTER AFTER A SHORT WHILE, SEEK MEDICAL ATTENTION.

-1-

Apply sunscreen to protect from sunburn and skin cancer.

-2-

Obey the swimming safety signs and flags.

-3-

Observe the ocean for at least 15 minutes before entering the water.

-4-

You can ask the lifeguards about the water conditions.

-5-

Swim in the lifeguard-protected area or near a lifeguard.

-6-

Pay close attention to children and elderly persons, even when they are in shallow water.

Staying Safe at the Beach

Rip Currents

IF YOU SWIM IN THE AREA THAT HAS NO LIFEGUARD PROVIDED, DO NOT SWIM ALONE.

DO NOT SWIM WHILE YOU'RE UNDER THE INFLUENCE OF ALCOHOL.

IF YOU GET CAUGHT IN A RIP, DO NOT PANIC. RAISE ONE ARM FOR ASSISTANCE.

Rip currents are strong currents moving away from a shore, which can take a swimmer out to the sea. Rip currents happen all year round, especially during the monsoon season (May-October).

The way to stay safe if caught in the rip current is to swim parallel to the beach until out of the current and only then swim to the shore.





Jellyfish

Jellyfish can be found in the ocean around Phuket and increasingly inshore during the monsoon season (May-October).

- Do not touch jellyfish washed up on beaches as they are still toxic.
- Wear a stinger suit.
- Avoid swimming at night.
- If you are stung by a jellyfish, relieve the pain with vinegar and remove pieces of tentacles on the skin using gloves or tweezers. Then visit a hospital or a clinic.
- Do not rub, use fresh water or urinate the skin! Those do not help.

Being stung by a jellyfish can cause the following: severe pain, swelling, itching, difficulty breathing, or sweating/fever, etc.



Boating

- Wear a life jacket.
- Check the weather conditions before boating even you have already booked the trip.
- Do not get on the boat if it does not look well maintained or is overloaded.
- If jet-skiing, be aware of swimmers.

Apply the same precautions as you would in your home country. If you encounter any problems or need help, call the Tourist Police on 1155.

THINGS TO BE AWARE OF FOR NIGHTLIFE

Check the price of drinks before ordering.

Do not accept drinks from strangers.

Do not leave your drink unattended.

Do not get too drunk.

Do not walk alone or take shortcuts at night.

Keep an eye on your wallet.

In case you are have overnight visitors in your room, ask them to leave their ID card at your hotel reception. It is normally required by hotel policies.

Walk far from the roadside if possible and keep your bag on the side of your body away from the road to prevent ride-by bag snatching.

Keep your valuables in your safe deposit box provided by the hotel. Bring only what you need and cash you need for the day.

Keep a phone in a pocket, not in the bag.

Keep your bags secure and wallets out of sight in busy areas.

AVOIDING COMMON SCAMS

IF YOU HAVE ANY PROBLEMS OR NEED HELP, CALL THE TOURIST POLICE ON 1155.

TUK TUK RIDES

Riding a Tuk Tuk is one of the experiences many people find unique and exciting in Thailand. To avoid any 'surprises', bargain and agree on the price before the ride. Note the license number and details of tuk tuks (or taxis). Keep your hands, arms, and feet inside the vehicle and hold on to your bags tightly.



PHOTOS WITH LADY BOYS OR ANIMALS

When you take a photo with lady boys or animals, they are likely to charge you, sometimes very aggressively. Avoid taking a photo with them unless you are willing to pay for it. Please be aware that the animals you take a photo with are often drugged and poorly treated. By taking a photograph, you are participating in cruel animal exploitation.



JET SKIS

Select the rental agent carefully and ask the agent whether the jet ski is covered by insurance. Some agents cover damages on their jet skis with paint that can wash off. When you return the jet ski you rented, the rental agent might accuse you of damaging the jet ski and demand you pay for 'the damage you made'.



PHUKET AIRPORT DRIVERS & ACCOMMODATION SCAMS

When you land at Phuket Airport, you will be offered a taxi and suggested accommodation which the drivers might get a commission from. It is recommended to book your accommodation in advance and ask the hotel to arrange airport transfer for you.



THAI LAWS THAT TOURISTS SHOULD KNOW



ELECTRONIC CIGARETTES OR VAPORIZERS

Use of electronic cigarettes or vaporizers is not allowed.
Penalties for the use include: imprisonment up to 10 years or a fine 5 times the value of the item(s), or both.

DRUGS

Possession, transportation, purchase or sale of any illegal drugs is punishable by law.

Penalties for these offences include: death penalty, imprisonment or a fine, depending on the level of offence.



GAMBLING

Apart from Thai Government Lottery and betting on horse races, gambling is illegal although gambling dens and online betting can be found throughout the country.

If caught gambling, penalties may include: imprisonment or a fine, or both, depending on the level of offence.

DRINKING ALCOHOL

Drinking alcohol in the following areas is prohibited:

- Temples or places of worship
- Hospitals, pharmacies
- Public offices
- Education institutions
- Petrol stations
- Public parks
- During driving

Penalties for consuming alcohol in restricted areas include: imprisonment up to 6 months or a fine up to 10,000 THB, or both.

Advertising or displaying names or trademarks of alcoholic beverages, whether directly or indirectly, with a goal of inducing people to drink is also punishable.

Penalties for this offence include: a fine up to 500,000 THB or imprisonment up to 1 year, or both.

MINIMUM ALCOHOL DRINKING AGE IN THAILAND IS 20 YEARS OLD.

THAI LAWS THAT TOURISTS SHOULD KNOW

WEARING A SHIRT WHILE DRIVING

Not wearing a shirt while driving is considered an offence.

Penalties for this offence might include:
a fine up to 5,000 THB

WEARING UNDERWEAR

Not wearing beachwear in public.
For example, nude sunbathing on the beach.

Penalties for this offence include:
a fine up to 5,000 THB

DRONES

For information of legal use of drones, go to the Civil Aviation Authority Thailand (CAAT)'s website (<https://www.caat.or.th/en/archives/27220>) and check whether your drone must be registered. The link also provides rules to apply for permission, rules to fly a drone legally, a registration application form, etc.

Penalties for flying drones without registering might include: imprisonment up to 1 year or a fine up to 40,000 THB, or both.

LITTERING

Spit saliva or phlegm, blow a nose or drop waste in the public outside the place arranged for such a purpose.

If caught littering, penalties include:
a fine up to 2,000 THB

Dropping refuse, waste, waste liquid or other things on the road or waterway.

Penalties for polluting waterways or roads include:
a fine up to 10,000 THB

Carrying Passports

It is advisable for all tourists to carry their identification documents with them at all times. For example, if a police officer asks to see your passport and you do not have it, you might be assumed to have entered the country illegally.

YOU MAY SEE PEOPLE BREAKING THE LAW, INCLUDING THE LOCALS, BUT THAT DOES NOT MEAN THAT YOU SHOULD BREAK THE LAW TOO. YOUR ACTION CAN LEAD TO A FINE OR JAIL.

DO'S & DON'TS IN THAILAND

01

Treat Buddha images and monks with respect.




Dress properly when visiting a temple.
Your shoulders and knees should be covered.

02

03

Take off your shoes when entering a temple.
If in doubt, look for the presence of other shoes at the entrance.




When the Thai national anthem is played
at 8:00 am and 6:00 pm in public places,
everyone must stand still to show respect.

04

05

Speak softly and smile.



Women cannot touch or sit next to monks.


06

07

Do not touch a Thai woman without consent.
Despite the image in bars and clubs, most
Thai women are quite conservative.



DO'S & DON'TS IN THAILAND




Do not touch someone on the head. The head is considered sacred.

08

09

Do not display affection in public. Kissing and cuddling should not be done.



Do not sunbathe topless.

10

11

Do not point with your index finger. It's considered impolite.




Do not place your feet on the table while sitting and do not point anything with feet. Feet are considered unclean. It is very insulting.

12

13

Do not be upset by personal questions, such as, age or marital status. These subjects are used in small-talk. If you do not want to answer, just smile and say it's a secret.



ILLNESS PREVENTION



FOOD POISONING

- CAN BE CAUSED BY EATING CONTAMINATED FOOD OR DRINKING CONTAMINATED WATER.

Symptoms: nausea, vomiting or diarrhea.

- Do not drink tap water. Drink bottled water.
- Ice shapes that demonstrate being safe for eating are : cube, tubular and gourmet ice. Other shapes of ice are made for other purposes, which are not clean.
- If you want to try street food, buy food that is freshly cooked.
- Do not eat food that seems too spicy for your usual taste. Tell a restaurant the level of spiciness you are comfortable eating.
- Wash your hands often.

DEHYDRATION

- OCCURS WHEN YOUR BODY DOESN'T HAVE ENOUGH WATER. HOT WEATHER, SUNBATHING OR DOING AN OUTDOOR ACTIVITY FOR A LONG PERIOD OF TIME MIGHT CAUSE DEHYDRATION.

Symptoms: feeling thirsty, having dark yellow pee, feeling dizzy or fatigued.

- Drink lots of water.
- Monitor how your body feels. Do not overexert yourself.

DENGUE FEVER

- TRANSMITTED BY MOSQUITO BITES, ESPECIALLY DURING RAINY SEASON.

Symptoms: fever, headache, muscle and joint pain.

- Use mosquito repellent or wear long sleeved shirt and long pants when you go into mosquito-infested areas.
- Close doors and windows of your hotel room at night.



HIV

- A VIRUS THAT ATTACKS THE BODY IMMUNE SYSTEM. IT IS TRANSMITTED THROUGH THE BODILY FLUIDS OF AN INFECTED PERSON, SUCH AS SEMEN, VAGINAL FLUIDS, BLOOD.

Symptoms: no symptoms until several months or years after contracting the virus.

- Use condoms for any type of sexual encounter.
- Select a tattoo or piercing shop that uses a clean needle and syringe, and never share equipment.



HOSPITALS

*For ALL MEDICAL EMERGENCIES call **1669**.*

In case of an emergency, hospital ambulance or the volunteer ambulance of the Kusoltham Foundation usually brings tourists to the nearest hospital first. Upon initial assistance, tourist are transferred to their preferred hospitals.

All hospitals in Phuket provide a reasonable level of care. Please be aware that it may be difficult to find English speaking staff at the government hospitals.



PRIVATE HOSPITALS

Siroj International Hospital
Address: 44 Chalermprakiat Ror 9 Rd,
Phuket City
Tel: +66 (0)98 024 9400
Website:
phuketinternationalhospital.com

Bangkok Hospital Phuket
Address: 2/1 Hongyok utis Rd,
Phuket City
Tel: +66 (0)76 254 425,
+66 (0)76 361 000, Emergency: 1719
Website: phukethospital.com

Mission Hospital Phuket
Address: 4/1 Thepkrasattri Rd,
Phuket City
Tel: +66 (0)76 237227
Website: missionhospitalphuket.com

*Apart from the hospitals,
there are many small
medical and/or dental
clinics and pharmacies
around the island.*

GOVERNMENT HOSPITALS

Patong Hospital
Address: 57 Sainamyen Rd,
Patong Beach
Tel: +66 (0)76 342 633 to 4,
Emergency: +66(0)76 340 444
Website: patonghospital.com

Vachira Phuket Hospital
Address: 353 Yaowarat Rd,
Phuket Town
Tel: +66 (0)7 636 1234
Website: vachiraphuket.go.th

Phuket Provincial Hospital
Address: 18, 20 Anupathphuketkan Rd,
Phuket Town
Tel: +66 (0)76 358 888,
Emergency: 1131
Website: phuketcityhospital.org

Thalang Hospital Phuket
Address: 358 Thepkrasattri Rd, Thalang
Tel: +66 (0)76 311 033 to 4
Website: thalanghospital.go.th

IMPORTANT CONTACTS

THAILAND INTERNATIONAL TELEPHONE CODES



The country code for Thailand: 66

Dialing from foreign countries, press 66 then the phone number without zero (0).

Dialing within Thailand, press the phone number with zero (0) leading.

Example (0)76 234 555

Call from foreign countries, press 66 76 234 555

Call in Thailand, press 076 234 555

TOURIST POLICE

CALL **1155** IF YOU NEED ANY
HELP OR INFORMATION. TOURIST
POLICE LINE IS ACTIVE 24 HRS.



PHUKET IMMIGRATION OFFICES

Phuket Immigration Office, Phuket Town

Operation Hours: Mon-Fri, 8:30-16:30 hrs.

A break for lunch 12:00-13:00 hrs.

(Please go before 15:30 since the office will not process any fee payments after that time.)

Address: 482 Phuket Rd

Tel: +66 (0)76 221 905

Phuket Immigration Office, Patong

Operation Hours: Mon-Fri, 10:00-16:30 hrs.

A break for lunch 12:00-13:00 hrs.

Address: Thaweewong Rd


Tel: +66 (0)76 340 477

TELEPHONE NUMBERS OF CONSULATES IN PHUKET

Australia Tel: (0)76 317 700
Austria Tel: (0)76 248 334
Brazil Tel: (0)62 409 4944
Chile Tel: (0)76 212 866 to 70
China Tel: (0)76 304 180
Czech Republic Tel: 076 249 400
Denmark Tel: (0)76 388 283

Estonia Tel: (0)76 211 132
Finland Tel: (0)76 330 530
France Tel: (0)76 304 050
Germany Tel: (0)76 610 407
Ireland Tel: (0)76 281 273
Italy Tel: (0)86 689 6819
Nepal Tel: (0)76 217 343

Netherlands Tel: (0)76 528 784
Norway Tel: (0)76 355 337
Poland Tel: (0)76 292 801 to 5
Russia Tel: (0)76 284 767
South Korea Tel: (0)76 234 452
Sweden Tel: (0)76 380 000
Switzerland Tel: (0) 76 340 900
UK Tel: (0)76 318 188



WE WISH YOU A SAFE AND
ENJOYABLE STAY IN
PHUKET!